



Requested photo documentation to warranty claims

Ekom spol. s r.o. would like to ask our customers and partners to make following photo documentation in order to receive as much relevant information as possible to ease and speed up claim solving process. Thank you for understanding.

Except requested below photo documentation please make a picture of damaged/failed component.

Please make pictures of following parts of compressor:

1. Take a picture of general look of a compressor in the place of installation



2. Take a picture of inlet filter





3. Take a picture of serial number of the compressor on the back side



4. Take a picture of manometer and indicator of humidity (when compressor is in operation)




5. Take a picture of hour meter




6. Take a picture of compressor without covers

6.a Take a picture of filters detail



6b. Take a picture of PCB detail





7. Take a picture of aggregate detail




8. Take a picture of solenoid valve detail





9. Take a picture of crank area after the cover is removed



THANK YOU ☺